

灵 SPLENDOR

电竞头戴耳机

GAMING HEADSET




自由玩家[®]
LIBERTY GAMER

用户手册
USER MANUAL

■ 前言

尊敬的用户：

欢迎使用自由玩家 灵刃 SPLENDOR 电竞头戴耳机，为了您能够更好地了解我们的产品，建议您在使用前仔细阅读本说明书。若您存在疑问或愿意提供宝贵建议，可通过拨打得胜官方服务热线400 6828 333或微信扫描二维码关注自由玩家官方公众号与我们联系。



■ 产品特性

- 支持虚拟7.1环绕声，提供准确定位声，带来身临其境的电竞体验
- Ø50mm的钕铁硼驱动单元，具有灵敏度高、响应宽和动态大等出色表现
- 支持振动触觉反馈，带来更沉浸的体验表现
- 预置多种场景应用EQ，满足不同的场景切换使用
- 约1680万色幻彩RGB灯效，可自定义设置喜欢的灯光氛围
- 可拆卸麦克风，高品质拾音效果，提供出色的游戏对话体验

■ 包装清单

| | |
|-------------|----|
| 电竞头戴耳机..... | 1个 |
| 分离式麦克风..... | 1条 |
| 用户手册..... | 1份 |

■ 适用范围

带有USB端口的PC、MAC

■ 系统要求

Windows7及以上、OS X 10.9及以上

■ 技术参数

单元：动圈式

单元直径：Ø50mm

单体阻抗：32Ω±15%

耳机频率响应：20Hz-20KHz

耳机灵敏度：93±3dB at 1KHz

麦克风灵敏度（单体）：-34±4dB at 1KHz

额定功率：10mW

最大功率：30mW

连接类型：USB

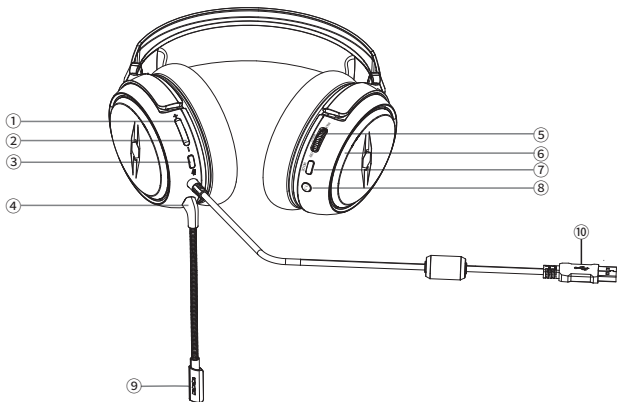
耳机线缆：Ø4mmx2m

产品重量：约370g

注：以上数据由得胜实验室测试得到，并拥有最终解释权！

■ 使用说明

1. 功能示意



① 音量增大

② 音量减小

③ 麦克风静音开关

④ 麦克风接口

⑤ 振动触觉强度调节

⑥ 幻彩RGB灯光

⑦ 模式切换（短按切换EQ模式，长按切换RGB灯光显示模式）

EQ模式：音乐、游戏、电影、低音增强


RGB灯光显示模式：循环变色、呼吸、长亮、关闭

⑧ 虚拟7.1环绕开关

⑨ 麦克风工作指示灯

⑩ USB插头

2. 设备连接



将耳机连至电脑USB接口

注意：USB接口需使用高功率端口（USB2,0及以上），旧式键盘和显示屏上的USB端口可能不支持高功率设备。

3. 设置

Windows:

从“控制面板” / “软件和声音” / “声音”，将“播放”和“录制”选择卡选择“LIBERTY GAMER- SPLENDOR”

Mac:

从“系统偏好设置” / “声音”，将“输入”和“输出”设备选择卡选择“LIBERTY GAMER- SPLENDOR”

4. 麦克风静音控制



灯光长亮：静音状态 灯光熄灭：拾音状态

5. 语言设置

同时长按“麦克风静音开关”键和“音量减小”键切换提示语言。

■ 安全使用说明

为了您有一个安全与舒适的体验，请仔细阅读并遵守以下事项：

1. 为了避免听力受损，请务必在连接耳机前将播放设备音量调小！在将耳机佩戴入耳内/耳上之后，再逐步调大至您聆听舒适的音量。噪音是以分贝（dB）为计量单位，外界任何85分贝及以上的噪音都会导致听力逐渐受损。

2. 请注意您的使用习惯！音量与时间对听力的损伤是成正反比的关系，音量越大，您聆听的时间越短；音量越舒适，您聆听的时间越长。长时间使用较高的音量会对您的听力造成损伤。

以下分贝（dB）表对某些常见声音进行比较，并列出了他们可能对听力的潜在危害等级：

| 声音来源 | 噪声等级 | 听力影响 |
|------------------|-----------|------------------------------------|
| 低声细语 | 30dB | 非常安静 |
| 安静的办公室 | 50-60dB | 舒适的听力级别在60dB以下 |
| 吸尘器/吹风机 | 70dB | 有一定入侵性，造成干扰妨碍电话交谈 |
| 食物料理机 | 85-90dB | 85dB是开始造成听力受损（连续8小时）的级别 |
| 垃圾清理机 混凝土搅拌机 | 100dB | 建议无保护措施而暴露在90-100dB声音之下的时间不要超过15分钟 |
| 电锯/电钻 | 110dB | 经常暴露于超过100dB的声音1分钟以上会有听力受损的风险 |
| 摇滚音乐会 (因情况而异) | 110-140dB | 感觉疼痛的阈值在120dB左右开始 |

■ 维护及保养

- 1.耳机的额定功率为10mW，请不要超负荷使用，以免造成耳机损坏；
- 2.请储存于干燥洁净环境，使用中避免液体进入机身内部、跌落或碰撞，以免损坏；
- 3.勿在高温高湿的场所长时间使用耳机，容易造成耳机损坏或降低使用寿命；
- 4.耳机在放置时要避免和强磁体接触，以免使耳机的恒磁体去磁，使耳机的灵敏度降低而影响耳机音色；
- 5.勿使用烈性化学制品、清洁剂，清洁耳机；
- 6.不要用尖锐物品在产品表面刮蹭，以免损坏外壳、影响外观；
- 7.请不要自行拆机改装或维修，以防止出现人身伤害，如有问题或服务需求请联系当地经销商跟进处理；

■ 注意事项

⚠ 危险

| | |
|---|------|
| •为确保您的人身安全，请勿将该耳机佩戴或放置在离心脏起搏器过近的位置（小于10cm）。 | ⊘ 禁止 |
| •请勿将线材插头插入电源插座。 | ⊘ 禁止 |
| •为了您与其他交通参与者的安全，驾驶车辆、骑自行车或马路上行走时，请勿使用耳机。 | ⚠ 执行 |
| •请勿将耳机靠近明火或置于火中，以免发生爆炸。 | ⊘ 禁止 |

⚠ 警告

| | |
|---|------|
| •儿童应在成人监督下使用本产品,本产品并非玩具。 | ⚠ 执行 |
| •使用该产品时需遵守相关安全规定，法律法规明确禁止使用场合请勿使用本机，以免导致意外事故。 | ⚠ 执行 |

■ 关于图标含义解释



根据RL2004/108/EG和European Low Voltage Directive (欧洲低电压指令) RL2006/95/EG的测试结果表明,本产品符合欧共体关于电磁兼容性的成员国法律整合的指令中所规定的限值。



此符号表示,根据WEEE指令(2012/19/EU)和国家法律,由于这种类型的废弃物会有潜在的有害物质,可能对环境和人类健康产生负面影响,所以本产品不应与您的家庭垃圾一起处置,应将本产品交由授权的电气和电子设备(WEEE)回收站回收。

同时,您在正确处理本产品的同时将有助于自然资源的利用。如需了解更多有关您可以在何处放置废物回收设备的信息,请有效联系您当地的城市办事处、废物管理局或家庭废物处理服务部门。



未经合规方明确批准的变更或修改可能会使用户失去操作设备的权限。

此设备符合FCC规则第15条部分的要求。操作须符合以下两个条件:

- (1) 此设备可能不会造成有害干扰;
- (2) 此设备必须接受接收到的任何干扰,包括可能导致意外操作的干扰。

■ Preface

Dear Customer,

Thank you for purchasing LIBERTY GAMER – SPLENDOR Gaming headset. To better understand and use the product, please read this manual carefully beforehand. If you have any questions or suggestions, please contact our local dealer.

■ Features

- Virtual 7.1 surround sound, accurate pan, ambience feeling gaming experience
- Ø50mm NdFeB driver unit, high sensitivity, wide response and dynamic
- MFLF vibration for better gaming experience
- Preset multiple EQ setting for various applications
- 16.8 million RGB lighting effect set by user for preferred atmosphere
- Detachable microphone, high quality picking up, prominent gaming talkback

■ Product Content

| | |
|-----------------------------|------|
| Gaming headphone | 1 pc |
| Detachable microphone | 1 pc |
| User manual | 1 pc |

■ Application

PC/MAC with USB interface

■ Compatibility

Windows 7 and above, OS X 10.9 and above

■ Specification

Unit Type: dynamic

Unit Diameter: \varnothing 50mm

Unit Impedance: $32\Omega \pm 15\%$

Headset Frequency Response: 20Hz-20KHz

Headset Sensitivity: $93 \pm 3\text{dB}$ at 1KHz

Mic Sensitivity(Separate): $-34 \pm 4\text{dB}$ at 1KHz

Rated Power: 10mW

Peak Power: 30mW

Connector Type: USB

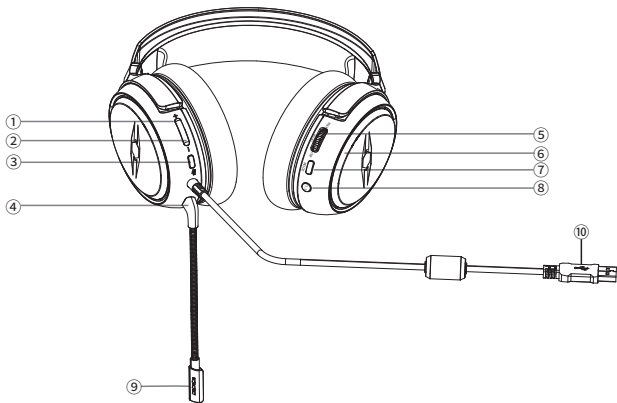
Headset Cable: \varnothing 4mmx2m

Net Weight: approximately 370g

Note: The specification is tested by Takstar lab and Takstar reserves the final explanation right.

■ Operation Instruction

1. Function instruction



①Volume +

②Volume -

③Mic mute switch

④Mic connector

⑤Vibrotactile intensity adjustment

⑥RGB lighting effect

⑦Mode switching (press for EQ mode and long press for RGB lighting display mode)

EQ mode: music, games, movies, bass enhancement


RGB lighting display mode: color changing, breathing, light on constantly, light off

⑧Virtual 7.1 surround sound switch

⑨Mic working indicator

⑩USB plug

2. Equipment connection



Connect the headset to the USB interface of PC/Mac

Note: The USB interface requires a high-power port (USB2.0 and above).

Old-style keyboards and USB ports on the display may not support high-power devices.

3. Settings

Windows:

Click "Control Panel" → "Software and Sound" → "Sound" in turn, and then select "LIBERTY GAMER- SPLENDOR" in the "Play" and "Record" options

Mac:

Click "System Preferences" → "Sound" in turn, and then select "LIBERTY GAMER- SPLENDOR" in the "Input" and "Output" options

4. Microphone mute control



Light on constantly: mute state Light off: pickup state

5. Language settings

Long press the "Microphone mute switch" button and the "Volume -" button at the same time to switch the language of the prompts.

■ Correct Operation

For safe and comfortable operation, please read carefully and abide by the following items:

1. To avoid hearing loss, set the volume of the player to minimum before connecting the headset. After putting the earphone on, increase the volume to a proper level. Noise is measured in decibels (dB). Any outside noise of 85 decibels or more will cause gradual hearing loss.

2. Please pay attention to your operation habits! Volume and time are directly and inversely proportional to hearing loss. The louder the volume, the shorter the time you listen; the more comfortable the volume is, the longer the time you listen.

Listen high volume sound will cause damage to your hearing.

This dB table lists the comparison of some normal sounds and the potential hurt level to your hearing:

| Sound Source | Noise Level | Consequence on Hearing |
|--|-------------|---|
| whisper | 30dB | very quiet |
| quiet office | 50-60dB | comfortable hearing level is below 60dB |
| vacuum cleaner/ hair drier | 70dB | It has some invasion and interference to the telephone talking |
| food processor | 85-90dB | 85dB (continuously 8 hours) is the level to hurt the hearing |
| garbage cleaning machine or cement mixer | 100dB | It is recommended to hear the sound of 90-100dB for less than 15 minutes |
| electric motor saw/ electric drill | 110dB | Hearing the sound over 100dB without any protective measure leads to permanent hearing loss |
| rock & roll concert (it depends) | 110-140dB | The painful hearing threshold is about 120dB |





■ Maintenance

- 1.The rated power of headphone is 10mW. Please do not operate it at overload status to avoid headphone (or earphone) damage.
- 2.Please keep the headphone (or earphone) in dry and clean environment. During operation, prevent the headphone (or earphone) from water entering into it or dropping or colliding to avoid damage.
- 3.Operating the headphone in high temperature or high humidity leads to headphone damage or shortening the headphone life.
- 4.Keep the headphone away from strong magnet to avoid demagnetizing or headphone sensitivity decreased.
- 5.Do not use strong chemical or detergent for cleaning.
- 6.Do not use sharp article to scratch the product surface.
- 7.Please do not disassemble or repair the headphone by yourself to avoid problem happens.

■ Caution



DANGER

| | |
|---|--|
| • To guarantee personal safety, do not wear or keep the headphone close (less than 10cm) to the pacemaker. |  Prohibition |
| • Do not connect the cable plug with AC power socket |  Prohibition |
| • To guarantee personal safety, do not operate the headphone (or earphone) during driving or riding or walking. |  Implementation |
| • Keep the headphone (or earphone) away from fire to avoid explosion. |  Prohibition |

**WARNING**

| | |
|---|----------------|
| • Supervise the children when they are using this product because this product is not a toy. | Implementation |
| • Abide by the relative regulation or law during operation. Do not use this headphone if it is prohibited by regulation or law to avoid accident. | Implementation |

■ Icon meaning

CE According to the test results of RL2004 / 108 / EG and European low voltage directive RL2006 / 95 / EG, this product conforms to the limit values specified in the directive of the European Community on the integration of the laws of the member states on electromagnetic compatibility.



This symbol indicates that according to WEEE Directive (2012 / 19 / EU) and national laws, this type of waste will have potential harmful substances, which may have a negative impact on the environment and human health, so this product should not be disposed together with your household waste, and should be handed over to the authorized electrical and electronic equipment (WEEE) recycling station for recycling. At the same time, when you handle this product correctly, it will help the effective use of natural resources. For more information on where you can place your waste recycling equipment, please contact your local city office, Waste Management Bureau or household waste treatment service.

FCC Changes or modifications not expressly approved by the party responsible for compliance could void the user's authority to operate the equipment.

This device complies with Part 15 of the FCC Rules. Operation is subject to the following two conditions:

- (1) this device may not cause harmful interference, and
- (2) this device must accept any interference received, including interference that may cause undesired operation.

产品中有毒有害物质或元素的名称及含量标识表

| 部件名称 | 有毒有害物质或元素 | | | | | |
|-------|-----------|-----------|-----------|-----------------|---------------|-----------------|
| | 铅 (Pb) | 汞 (Hg) | 镉 (Cd) | 六价铬 (Cr(VI)) | 多溴联苯 (PBB) | 多溴二苯醚 (PBDE) |
| 塑料部件 | ○ | ○ | ○ | ○ | ○ | ○ |
| 金属部件 | × | ○ | ○ | ○ | ○ | ○ |
| 电路板组件 | × | ○ | ○ | ○ | ○ | ○ |
| 线缆 | × | ○ | ○ | ○ | ○ | ○ |

本表格依据SJ/T 11364的规定编制。

○: 表示该有害物质在该部件所有均质材料中的含量均在 GB/T 26572规定的限量要求以下。

×: 表示该有害物质至少在该部件的某一均质材料中的含量超出 GB/T 26572规定的限量要求。

此标志为产品的环保使用期限标志，
且此标保使用期限只适用于产品正常工作的温度和湿度等条件。



产品服务保证书

姓名：_____ 电话：_____ 地址：_____

商品：_____ 型号：_____ 购买日期：_____ 年 ___ 月 ___ 日

| 维修记录栏 (由维修员填写) | 维修员签名 | 日期 |
|----------------|-------|----|
| | | |
| | | |
| | | |
| | | |
| | | |
| | | |

注意事项：

1. 本单为保修凭证，请用户妥善保管，如有遗失，恕不保修或更换。
2. 保修期限制：购买之日起十二个月内。
3. 除了不可抗力事件损坏外，由本公司负责，免费维修。
4. 如属保管不善或使用不当造成的损坏，维修点将酌情收费。
5. 擅自拆卸维修者，不予保修。
6. 以上保修条款仅限于中国市场适用（不含港澳台地区）。



**广东省电声工程技术研究开发中心
广东得胜电子有限公司制造**

地址：广东省惠州市博罗县龙溪街道富康一路2号

全国服务热线：400 6828 333

邮箱：liberty.gamer@takstar.com

网址：www.libertygamer.com

Guangdong Takstar Electronic Co., Ltd.

Address: No. 2 Fu Kang Yi Rd., Longxi Boluo Huizhou,

Guangdong 516121 China

Tel: 86 752 6383644 Fax: 86 752 6383952

Email: sales@takstar.com

Website: www.libertygamer.com

GB/T 14471-2013
9TENDORS1C